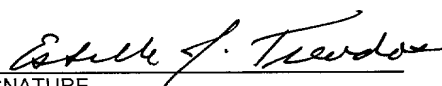


FORM PTO-1390 (REV. 5-93)	U.S. DEPARTMENT OF COMMERCE PATENT AND TRADEMARK OFFICE	ATTORNEY'S DOCKET NUMBER <b>2870/287</b>
<b>TRANSMITTAL LETTER TO THE UNITED STATES DESIGNATED/ELECTED OFFICE (DO/EO/US) CONCERNING A FILING UNDER 35 U.S.C. 371</b>		U.S. APPLICATION NO. (If known, see 37 CFR 1.5) <b>09/554984</b>
INTERNATIONAL APPLICATION NO. <b>PCT/US00/08871</b>	INTERNATIONAL FILING DATE <b>04 April 2000 (04.04.00)</b>	PRIORITY DATES CLAIMED
TITLE OF INVENTION <b>COMPOSITION FOR IMPROVING SKIN LIPID BARRIER FUNCTION</b>		
APPLICANT(S) FOR DO/EO/US <b>MAES, Daniel H.; ANDERSON, Jon; MARENUS, Kenneth D.; MAMONE, Thomas; FTHENAKIS, Christina G.</b>		
Applicants herewith submit to the United States Designated/Elected Office (DO/EO/US) the following items and other information		
1. <input checked="" type="checkbox"/> This is a <b>FIRST</b> submission of items concerning a filing under 35 U.S.C. 371.		
2. <input type="checkbox"/> This is a <b>SECOND</b> or <b>SUBSEQUENT</b> submission of items concerning a filing under 35 U.S.C. 371.		
3. <input checked="" type="checkbox"/> This express request to begin national examination procedures (35 U.S.C. 371(f)) immediately rather than delay examination until the expiration of the applicable time limit set in 35 U.S.C. 371(b) and PCT Articles 22 and 39(1).		
4. <input type="checkbox"/> A proper Demand for International Preliminary Examination was made by the 19th month from the earliest claimed priority date.		
5. <input checked="" type="checkbox"/> A copy of the International Application as filed (35 U.S.C. 371(c)(2))		
a. <input type="checkbox"/> is transmitted herewith (required only if not transmitted by the International Bureau).		
b. <input type="checkbox"/> has been transmitted by the International Bureau.		
c. <input checked="" type="checkbox"/> is not required, as the application was filed in the United States Receiving Office (RO/US)		
6. <input type="checkbox"/> A translation of the International Application into English (35 U.S.C. 371(c)(2)).		
7. <input checked="" type="checkbox"/> Amendments to the claims of the International Application under PCT Article 19 (35 U.S.C. 371(c)(3))		
a. <input type="checkbox"/> are transmitted herewith (required only if not transmitted by the International Bureau).		
b. <input type="checkbox"/> have been transmitted by the International Bureau.		
c. <input checked="" type="checkbox"/> have not been made; however, the time limit for making such amendments has NOT expired.		
d. <input type="checkbox"/> have not been made and will not be made.		
8. <input type="checkbox"/> A translation of the amendments to the claims under PCT Article 19 (35 U.S.C. 371(c)(3)).		
9. <input checked="" type="checkbox"/> An oath or declaration of the inventor(s) (35 U.S.C. 371(c)(4)).		
10. <input type="checkbox"/> A translation of the annexes to the International Preliminary Examination Report under PCT Article 36 (35 U.S.C. 371(c)(5)).		
<b>Items 11. to 16. below concern other document(s) or information included:</b>		
11. <input type="checkbox"/> An Information Disclosure Statement under 37 CFR 1.97 and 1.98.		
12. <input checked="" type="checkbox"/> An assignment document for recording. A separate cover sheet in compliance with 37 CFR 3.28 and 3.31 is included.		
13. <input type="checkbox"/> A <b>FIRST</b> preliminary amendment.		
<input type="checkbox"/> A <b>SECOND</b> or <b>SUBSEQUENT</b> preliminary amendment.		
14. <input type="checkbox"/> A substitute specification.		
15. <input type="checkbox"/> A change of power of attorney and/or address letter.		
16. <input type="checkbox"/> Other items or information:		

EXPRESS NO. : EL179105983US  
282600



U.S. APPLICATION NO. if known, see 37 C.F.R.1.5 <span style="font-size: 2em; font-weight: bold;">09/554984</span>	INTERNATIONAL APPLICATION NO PCT/US00/08871	ATTORNEY'S DOCKET NUMBER 2870/287				
17. <input checked="" type="checkbox"/> The following fees are submitted:  <b>Basic National Fee (37 CFR 1.492(a)(1)-(5)):</b> Search Report has been prepared by the EPO or JPO . . . . . \$840.00  International preliminary examination fee paid to USPTO (37 CFR 1.482) . . . \$670.00  No international preliminary examination fee paid to USPTO (37 CFR 1.482) but international search fee paid to USPTO (37 CFR 1.445(a)(2)) . . . . . \$760.00  Neither international preliminary examination fee (37 CFR 1.482) nor international search fee (37 CFR 1.445(a)(2)) paid to USPTO . . . . . \$970.00  International preliminary examination fee paid to USPTO (37 CFR 1.482) and all claims satisfied provisions of PCT Article 33(2)-(4) . . . . . \$96.00		<table border="1" style="width:100%; border-collapse: collapse;"> <tr> <th style="width:50%;">CALCULATIONS</th> <th style="width:50%;">PTO USE ONLY</th> </tr> <tr> <td> </td> <td> </td> </tr> </table>	CALCULATIONS	PTO USE ONLY		
CALCULATIONS	PTO USE ONLY					
<b>ENTER APPROPRIATE BASIC FEE AMOUNT =</b>		\$ 760 00				
Surcharge of \$130.00 for furnishing the oath or declaration later than <input type="checkbox"/> 20 <input type="checkbox"/> 30 months from the earliest claimed priority date (37 CFR 1.492(e)).		\$				
Claims	Number Filed	Number Extra				
Total Claims	28 - 20 =	8				
Independent Claims	1 - 3 =	0				
Multiple dependent claim(s) (if applicable)		+ \$260.00				
<b>TOTAL OF ABOVE CALCULATIONS =</b>		\$904.00				
Reduction by 1/2 for filing by small entity, if applicable. Verified Small Entity statement must also be filed. (Note 37 CFR 1.9, 1.27, 1.28).		\$				
<b>SUBTOTAL =</b>		\$				
Processing fee of \$130.00 for furnishing the English translation later the <input type="checkbox"/> 20 <input type="checkbox"/> 30 months from the earliest claimed priority date (37 CFR 1.492(f)).		+				
<b>TOTAL NATIONAL FEE =</b>		\$904.00				
Fee for recording the enclosed assignment (37 CFR 1.21(h)). The assignment must be accompanied by an appropriate cover sheet (37 CFR 3.28, 3.31). \$40.00 per property		+				
<b>TOTAL FEES ENCLOSED =</b>		\$904.00				
		Amount to be: refunded \$				
		charged \$				
a. <input type="checkbox"/> A check in the amount of \$_____ to cover the above fees is enclosed. b. <input checked="" type="checkbox"/> Please charge my Deposit Account No. <u>05-1320</u> in the amount of <b>\$904.00</b> to cover the above fees. A duplicate copy of this sheet is enclosed. c. <input checked="" type="checkbox"/> The Commissioner is hereby authorized to charge any additional fees which may be required, or credit any overpayment to Deposit Account No. <u>05-1320</u> . A duplicate copy of this sheet is enclosed.						
<b>NOTE:</b> Where an appropriate time limit under 37 CFR 1.494 or 1.495 has not been met, a petition to revive (37 CFR 1.137(a) or (b)) must be filed and granted to restore the application to pending status.						
SEND ALL CORRESPONDENCE TO:						
Kenyon & Kenyon One Broadway New York, New York 10004		 SIGNATURE				
		Estelle J. Tsevdos Reg. No. 31,145 NAME				
		<u>May 23, 2000</u> DATE				

Rec'd PCT/PTO

09/554984  
23 MAY 2001

COMPOSITION FOR IMPROVING SKIN LIPID BARRIER FUNCTION

5 Field of the Invention

The invention relates to cosmetic and pharmaceutical compositions. More specifically, the invention relates to topical compositions that are useful in enhancing the function of the skin's natural lipid barrier.

10 Background of the Invention

15 Skin is typically characterized as consisting of three distinct layers, namely the stratum corneum, the epidermis and the dermis. The stratum corneum, the outermost layer, is made up of keratinized cells, surrounded by intercellular space filled with lipids. The stratum corneum provides a substantial physical barrier to penetration of most substances to the lower layers of the skin. In addition to preventing transport of substances to the other skin layers, however, this barrier also aids in prevention of water loss from the skin. Both functions are primarily attributable to the presence of the lipids in the stratum corneum.

20 There are two sources of the skin surface lipids making up this important barrier: sebaceous glands and the epidermis. The lipids are a diverse group of compounds, comprising triglycerides, diglycerides, ceramides, free fatty acids, wax esters, cholesterol and cholesterol esters, and squalene. The quantity and composition of the skin surface lipids differ from place to place on the body, and may to some extent be related to the number of sebaceous glands in a given area of the skin. The condition of the skin surface lipids may also be affected by an essential fatty acid deficiency. Additionally, the lipid barrier is easily diminished by exposure to harsh detergents or soaps. It is apparent, then, that the quality of the skin lipid barrier can vary widely, depending on a number of different factors, and therefore, may not always be adequate to perform its protective function optimally.

As an attempt to compensate for what may be a less than adequate lipid barrier, cosmetic compositions frequently incorporate components which compensate for water loss. Examples of such materials are hygroscopic humectants, e.g., urea or propylene glycol, which hold water on the skin; or emollients, e.g., oleyl alcohol or caprylic/capric triglycerides. Certain cosmetic components may be occlusive skin conditioners, which are used to provide an "artificial" barrier; such compounds are frequently lipids which remain on the skin surface, and include various hydrogenated oils, waxes and butters. Although many of these products provide an effective means of stemming water loss from the skin, they do have to be reapplied frequently to maintain the effect, and do not generally constitute a natural-occurring component of the stratum corneum, potentially giving rise to an unnatural, greasy feel to the skin. In addition, various pharmaceutical or cosmetic active agents are also frequently used to treat the symptoms of dry skin-associated conditions; however, in many cases, particularly with pharmaceutical agents, the treatments themselves may cause undesirable side effects in the individual being treated, while ultimately resulting in no actual repair of the lipid barrier.

The most desirable situation, from a functional point of view, is to find a way to enhance the skin's own ability to maintain and/or repair the strength of its barrier, so that the protective barrier formed is completely natural. It has now been discovered that a combination of specific skin active agents results in an unexpected increase in the strength of the natural barrier, by stimulating the production and maintenance of the barrier's naturally occurring components. There is thus provided a new type of cosmetic or pharmaceutical composition which functions by enhancing the skin's own functions, resulting in a more natural means of preventing dry skin and other undesirable results of a deficient lipid barrier.

09549560-49649560  
09549560-49649560

Summary of the Invention

5 The invention relates to cosmetic and pharmaceutical compositions comprising lipid barrier-enhancing effective amounts of at least one protease inhibitor and at least one cellular differentiation enhancer. The composition can also comprise, in a preferred embodiment, effective amounts of a sterol sulfate, an at least one naturally occurring skin lipid component. The composition of the invention can be used in a method for strengthening the natural lipid barrier of the skin, as well as other methods of skin treatment that are made possible by the strengthening of the barrier.

10

Detailed Description of the Invention

15 The combined actives of the composition of the invention have been found to be highly effective in stimulating the repair of a damaged lipid barrier, and therefore, are shown to be useful as well in maintenance of a normal and healthy lipid barrier. For the purposes of the present invention and claims, these abilities will be referred to as strengthening the lipid barrier. The compositions of the invention can strengthen the lipid barrier at least about 40%, relative to a placebo control, as measured by a reduction of transepidermal water loss (TEWL) after a barrier challenge, a standard measurement of barrier function. Preferably, the compositions are capable of reducing TEWL at least about 50%, more preferably at least about 60%, and most preferably at least about 70%. The invention incorporates as essential elements a protease inhibitor and a cellular differentiation enhancer. Protease inhibitors are compounds, usually naturally occurring, which inhibit the action of proteases in the skin. Skin proteases also occur naturally, and, among other effects, are involved in the breaking down of the collagen and elastin that is required to maintain the healthy appearance of skin. In the present case, the protease inhibitors used in the invention are thought to act by preventing the breakage of the desmosome bond

20

25

30

between corneocytes at the skin surface, thereby keeping the outer layer of skin cells intact, in essence delaying desquamation. This skin layer provides a barrier to water loss, and the enhanced retention of the barrier by the delay of desquamation provides

5 reinforces this barrier to the loss of water further. A variety of protease inhibitors are known. Examples of useful protease inhibitors include, but are not limited to, triterpenoid-containing extracts and refined compounds, for example, white birch bark extract, silver birch bark extract, *Boswellia* extract, bearberry extract, *Centella asiatica* extract, or *Pygeum* (*Prunus africanum*) extract and individual protease inhibitor compounds that may be present in these extracts, including betulinol (betulin), betulinic acid, boswellic acid, ursolic acid, oleanolic acid, oleanol, asiaticoside, asiatic acid, and madagassic acid;

10 phenolic-containing extracts, such as green tea extracts and apple extracts, and compounds contained therein, such as EGCG, ECG, catechins, phenylpropanoids, and phloretin; protein-based extracts, such as soy protein, or egg protease inhibitors, or cholesterol sulfate and phytosterol sulfates. Preferred protease

15 inhibitors are triterpenoids, particularly boswellic acid, betulinol, and betulinic acid, or extracts containing same in substantial quantities.

It will be recognized from the foregoing that either an

25 extract or the individual protease inhibitor can be used, and that the individual protease inhibitors can also be found in other types of extracts. The amount of active material used will vary depending upon the whether an extract or isolated compound is used, the concentration of active material in a given extract, and

30 the known potency of the active material. However, the concentration of active protease inhibitor in the final product should generally be between about 0.001 to about 10%, preferably

about 0.05 to about 5%, more preferably about 0.1 to about 1%, by weight of the total composition.

5 The second component is a cellular differentiation enhancer. Such compounds act in the present invention to increase the ability of the relevant epidermal cells to synthesize the lipids that constitute the primary component of the barrier. The epidermal cells that produce lipids do not do so during their entire life cycle, however, but do so only at the point of differentiation. If this differentiation is delayed to the point at which the epidermal cells reach their terminal point in migration to the skin surface, the production of lipids is concurrently delayed, and therefore, their effect, if any, is diminished. The differentiation enhancers used in the invention stimulate the earlier production of lipids from epidermal cells, thereby increasing the length of time over which the lipids are being produced, and presumably concurrently increasing the lipid content of the barrier. Several types of cellular differentiation inhibitors are known, and these include, but are not limited to sclareolide, forskolin, 7-dehydrocholesterol, and Vitamin D3 analogs. The differentiation enhancer also will be used in amount consistent with its known activity, 0.001 to 10%, preferably about .0025 to about 5%, more preferably about 0.05 to about 1%, by weight of the total composition.

10  
15  
20  
25 The combination of the protease inhibitor and the differentiation enhancer is shown to have a strong effect on barrier repair when compared with control vehicles and with other compounds commonly used in skin enhancement. Specifically, on skin that had been challenged with tape stripping, it was found that combination of these two components exhibits about a 50% increase in barrier repair, as measurable by transepidermal water loss, in comparison with the placebo, after a period of three days. Thus, this combination on its own is shown to be able to increase barrier function substantially.

30  
35 Although the noted combination is highly effective on its own, it has been further shown that the combination achieves even

further enhancement of barrier function by its combination with certain other skin enhancement compounds. More specifically, the combination with one or more of certain specific skin enhancers. In a preferred embodiment, the barrier repair combination is further combined with cholesterol sulfate, which in the present specification and claims is intended to refer to the corresponding plant-derived material, phytosterol sulfate. Cholesterol sulfate, as described in Applicants' copending application serial no. 09/246,607, incorporated herein by reference, also has an effect on the skin, by increasing the cohesion of the stratum corneum. Thus, its combination with the protease inhibitor/differentiation enhancer even further strengthens the ability of the composition maintain the integrity of the stratum corneum. The amount of cholesterol sulfate employed is preferably about 0.05 to about 10%, preferably from about 0.5 to about 5%, most preferably about 1 to about 3%, by weight of the total composition.

In all formulations in which cholesterol sulfate is employed, and in a particularly preferred embodiment, it is preferred that the composition also contain other components of the naturally occurring lipid barrier. In a particularly preferred embodiment, the cholesterol sulfate is combined with at least one of each of fatty acids, ceramides, and a sterol, preferably cholesterol or phytosterol. Fatty acids may be up to 24 carbon atoms in length. Examples of preferred fatty acids include butyric acid, caproic acid, octanoic acid, decanoic acid, dodecanoic acid, tetradecanoic acid, palmitic acid, stearic acid, linoleic acid and oleic acid. Particularly preferred are fatty acids with a C<sub>12</sub> to C<sub>20</sub> chain length.

The ceramides to be employed in the compositions of the invention are sphingolipids, having a sphingosine or related molecule backbone with fatty acids or ω-esterified fatty acids linked to an amino group on the sphingosine, and in some cases, with saccharide moieties linked to the terminal hydroxyl of the sphingosine. In particular, the compositions may contain ω-esterified ceramides or acylceramides, cerebrosides, ω-esterified cerebrosides, or acylglycosyl sphingolipids. Particularly

5  
10  
15  
20  
25  
30  
35



preferred types of ceramides for the present compositions are ceramide III and cerebrosides.

In those compositions in which cholesterol sulfate is combined with these lipids, the lipid components each can be used in an amount of from about 0.05 to 10%, preferably 0.5 to about 5%, most preferably about 1 to about 3%, all by weight of the total composition. In a particularly preferred embodiment, the cholesterol sulfate and the lipid components are present in substantially equal amounts in the composition. It will be understood from the foregoing that the lipid component need not be pure lipid, but rather may be natural extracts containing one or more desirable lipids, and used in amounts consistent with attaining the concentrations recommended above.

The effect of the present compositions in effecting barrier repair or maintaining the integrity of the skin's outer layer can be applied to a number of different uses. For example, the compositions can be used to treat any condition in which a deficient or faulty barrier is a factor. In this regard, the compositions can be used to improve the long term moisture retention of the skin, or in prevention or treatment of dry skin conditions generally, or specific dry skin conditions, such as result from regular exposure to detergents, soaps and hot water; seasonal exposure to harsh weather conditions, e.g., cold, wind and/or sun; occupational exposure to harsh chemicals or other drying or damaging agents; or pathological conditions such as eczematous dermatides, psoriasis, ichthyoses, xerosis and the like. It is also well-known that dry skin is commonly associated with aging (both intrinsic and photoaging), and the compositions can be used in prevention of further damage to aging skin, or treatment and/or reversal of already present damage, including the appearance of fine lines and wrinkles, which are frequently associated with dry skin and the thinning of the stratum corneum that occurs with age. The compositions can also be used in the treatment of a defective skin barrier, such as occurs on the soles of the feet, and palms of the hands, where the stratum corneum is very thick, but the lipid barrier is poor. In addition, defective

skin barriers frequently occur in association with burns, wounds, blisters, stasis ulcers and bedsores; such injuries can be expected to benefit from application of the compositions.

5 A further use of the compositions of the invention is in reduction of the skin's response to irritants and sensitizers. A significant percentage of the population considers itself to have sensitive skin, in that they perceive a frequent, stinging or painful response to various elements to which the skin may be exposed, be it through makeup or skin care products, environmental  
10 stimuli such as smoke or pollution, or occupational exposure to chemicals. In addition, even normal skin can have a reaction to exposure to known irritants, such as acids. As it is well known that the stratum corneum and lipids constitute the first line of defense against irritants, by providing a physical barrier to permeability of such materials to the lower skin layers, the  
15 application of the compositions of the invention, by increasing the integrity of the barrier, can reduce the reactivity of the skin of both normal and sensitive individuals to irritants and sensitizers. In one embodiment, for example, the compositions can be used to reduce the reaction of the skin to the irritation  
20 caused by therapeutic acids such as alpha and beta hydroxy acids, retinoic acid, and the like, or to reduce the irritation caused by insect bites or stings, or alleviate the irritation experienced with contact dermatitis.

25 The increased cohesion of the stratum corneum brought about by the compositions of the invention also provides other benefits. The stratum corneum represents an important physical barrier between the environment and the deeper skin layers as well as the internal organs. The presence of this thicker layer thus will  
30 provide a greater level of protection than is possible with weaker barrier. Perhaps the most important aspect of this effect is the enhanced self-protection from UV rays. The thicker stratum corneum means an increase in the Minimal Erythema Dose of UV which will result in sunburn or more serious skin damage. In  
35 connection with this aspect of the invention, the components of the invention may be beneficially combined with one or more

5 sunscreens for an enhanced UV protective composition which provides both short- and long-term protection. Thus, the invention provides sunscreen compositions comprising effective amounts of the components of the composition of the invention, and one or more sunscreens. Examples of useful sunscreens include, but are not limited to, inorganic sunscreens such as titanium dioxide, zinc oxide, and iron oxide; and organic sunscreens, such as camphor derivatives, cinnamates, salicylates, benzophenones, triazines, PABA derivatives, diphenylacrylate derivatives, and dibenzoylmethane derivatives. In such sunscreen compositions, the components of the invention are present in the amounts described above, and the respective sunscreens are present in the amounts normally used for UV protection.

10  
15  
20  
25  
30  
35  
An additional use of the compositions of the invention is in the enhancement and prolongation of self-tanning products. One of the recognized limitations of self-tanners, which are normally based on dihydroxyacetone (DHA) as the active component, is that the tan on the skin lasts only as long as the skin cells receiving the DHA remain in place. In the normal course of events, then, a self-applied tan usually lasts no more than 5 days, i.e., for as long as it takes for the stratum corneum layer to which the DHA was applied to fully turn over. When the compositions of the invention are combined with DHA, or any other self-tanning agent, in a typical self-tanning formulation, however, the rate of turnover of the stratum corneum to which the composition is applied is slowed down, thereby permitting a longer rate of retention of the "tanned" cells, and thus prolonging the length of time the tan remains visible on the skin. Thus, the invention provides a self-tanning composition comprising a protease inhibitor, a cell-differentiation enhancer, and an effective amount of a self-tanning agent, optionally containing cholesterol sulfate and the lipid component. In a preferred embodiment, the self-tanner is DHA, which is usually applied in an amount of from about 2.5 to about 10% by weight of the formulation. The self-tanner may also be imidazole, preferably in combination with DHA, in an amount of about 1-10%, preferably about 1.5-7.5%.

The compositions of the invention are employed in a manner appropriate to the intended final use of the product. For example, in the treatment of occasional dry skin due to exposure to weather or other temporary conditions, or in the treatment of occasional skin irritation, the compositions can be used on an as-needed basis until the condition is relieved. When being used to treat a more permanent condition, for example, a condition associated with a defective or deficient lipid barrier, particularly sensitive skin, dry skin associated with any type of aging, or the wrinkling or fine lines associated with a thinning of the stratum corneum with aging, the composition is preferably applied chronically, to prevent recurrence of the condition. For this purpose, it is suggested as an example that topical application of the composition, in an amount of from about 0.1 mg/cm<sup>2</sup> to 2 mg/cm<sup>2</sup> of skin, be performed from about once per week to about 4 or 5 times daily, preferably from about 3 times a week to about 3 times daily, most preferably about once or twice per day. By "chronic" application, it is meant herein that the period of topical application may be over the lifetime of the user, preferably for a period of at least about one month, more preferably from about three months to about twenty years, more preferably from about six months to about ten years, more preferably still from about one year to about five years, thereby resulting in the treatment or prevention of the condition in question.

When the composition is used in conjunction with a sunscreen, it is applied in the same amounts as specified above, on an as-needed basis, to mitigate the effects of exposure to the sun. When used in combination with a self-tanner, the composition is also applied in similar amounts, on the portion of the skin to be tanned, with repetition, again, on an as-needed basis.

The invention is further illustrated by the following non-limiting examples:

EXAMPLES

Example 1.

5  
 10  
 15  
 A study is conducted to determine the efficacy of certain compositions in enhancing repair of the lipid barrier. Female volunteers with normal skin, who are in good general health, free of any dermatological disorders, participate in the study. Their skin barrier is challenged by tape stripping according to the procedure outlined below. After their evaluation, the subjects receive a treatment every day on the right side of their face. They are also given the product containing the actives to use once every night for three nights, on the right side of the face only, the left side being the untreated control side. A separate group is given a placebo, without actives, as treatment product.

20  
 25  
 30  
 To challenge the barrier, the subjects are acclimated in an environmental room at 40% relative humidity and 70°C for 15-20 minutes. A 5 cm by 1cm area is marked on the lower right cheek near the jaw line and initial water evaporation measurements are taken in three separate spots approximately 1 cm apart in a row. Five cm of cello-tape is placed on the skin in the outlined area, starting from the top of the cheek and after one firm stroke in each direction it is removed by gently pulling in a downward direction parallel to the skin. The procedure is repeated and water evaporation is measured after every five strips until the barrier is disrupted as indicated by a minimum of 18g/sq.m hr on one of the three spots. Both sides of the face are stripped in the same way. The subjects returned for TEWL evaluation 1,2 and 3 days after tape stripping of the skin to monitor the repair.

35  
 Barrier repair is evaluated by first challenging the skin as described above. One side is product-treated 2 times a day, and the other is the untreated control. Repair is measured in the increase in the recovery of the skin on the stripped and treated site compared to the stripped untreated site. From this, total

repair is calculated over three days by calculating the change in the area parameter. The smaller the area, the faster the repair.

5 Treatment products are (1) a composition containing 0.1% sclareolide and 0.2% white birch extract; (2) a composition containing 0.1% sclareolide and 0.2% boswellic acid; (3) a composition containing .2% each of phytochesine (phytosterol sulfate), cennamides (wheat-derived ceramides), boswellic acid, cholesterol, and linoleic acid, and .1% sclareolide. The results obtained indicate for composition (1), barrier repair is 50% over placebo; for composition (2), repair is 59% over placebo, and 10 composition (3) is shows barrier repair at 78% over the placebo, each composition therefore showing substantial efficacy in barrier repair.

000004964960

What we claim is:

1. A composition for topical application to the skin comprising effective amounts of at least one protease inhibitor and at least one cell differentiation enhancer.

2. The composition of claim 1 in which the protease inhibitor is selected from the group consisting of triterpenoid-containing extracts, and active components thereof, phenolic-containing extracts and active components thereof, and protein-based extract and active components thereof.

3. The composition of claim 1 in which the protease inhibitor is selected from the group consisting of white birch extract, silver birch extract, *Boswellia* extract, bearberry extract, *Centella asiatica* extract, *Pygeum* (*Prunus*) *africanum* extract, betulinol, betulinic acid, boswellic acid, ursolic acid, oleanolic acid, oleanol, asiaticoside, asiatic acid, madagassic acid, green tea extract, apple extracts, EGCG, ECG, catechins, phenylpropanoids, phloretin, soy protein, egg protease inhibitors, cholesterol sulfate, phytosterol sulfate, and combinations thereof.

4. The composition of claim 3 in which the protease inhibitor is selected from the group consisting of white birch extract, betulinol, betulinic acid, *Boswellia* extract, boswellic acid, and combinations thereof.

5. The composition of claim 1 in which the cell differentiation enhancer is selected from the group consisting of forskolin, sclareolide, 7-dehydrocholesterol, and Vitamin D3 analogs.

6. The composition of claim 5 in which the enhancer is sclareolide.

7. The composition of claim 1 comprising about .001 to about 10% of a protease inhibitor and about 0.001-10% cell differentiation enhancer.

5 8. The composition of claim 1 comprising about 0.1 to about 1% of a protease inhibitor and about .05-1% cell differentiation enhancer.

10 9. The composition of claim 8 in which the inhibitor is white birch extract, betulinol, or boswellic acid and the enhancer is sclareolide.

15 10. The composition of claim 1 which also contains cholesterol sulfate.

20 11. The composition of claim 10 which also contains at least one fatty acid, at least one ceramide, and at least one sterol.

25 12. The composition of claim 11 in which the fatty acid is a C12-C20 fatty acid.

30 13. The composition of claim 11 containing about 0.05 to 10% of each of cholesterol sulfate or phytosterol sulfate, fatty acid, ceramide, and sterol.

35 14. The composition of claim 1 which further comprises an effective amount of at least one self-tanning agent.

40 15. The composition of claim 14 in which the self-tanning agent is DHA.

45 16. The composition of claim 1 which further comprises at least one sunscreen.

50 17. A method for treatment or prevention of dry skin which comprises applying to the skin a composition according to claim 1.



18. A method for treatment or prevention of dry skin which comprises applying to the skin a composition according to claim 9.

5 19. A method for treatment or prevention of dry skin which comprises applying to the skin a composition according to claim 11.

10 20. A method for reducing or preventing skin's response to irritants or sensitizers comprising applying to the skin a composition of claim 1.

15 21. A method for reducing or preventing skin's response to irritants or sensitizers comprising applying to the skin a composition of claim 9.

20 22. A method for reducing or preventing skin's response to irritants or sensitizers comprising applying to the skin a composition of claim 11.

25 23. A method for protecting skin against effects of exposure to UV radiation comprising applying to the skin a composition of claim 1.

30 24. A method for protecting skin against effects of exposure to UV radiation comprising applying to the skin a composition of claim 9.

35 25. A method for protecting skin against effects of exposure to UV radiation comprising applying to the skin a composition of claim 11.

26. A method for protecting skin against effects of exposure to UV radiation comprising applying to the skin a composition of claim 16.





Docket No.  
2870/250

# Declaration and Power of Attorney For Patent Application

## English Language Declaration

As a below named inventor, I hereby declare that:

My residence, post office address and citizenship are as stated below next to my name,

I believe I am the original, first and sole inventor (if only one name is listed below) or an original, first and joint inventor (if plural names are listed below) of the subject matter which is claimed and for which a patent is sought on the invention entitled

**COMPOSITION FOR IMPROVING SKIN LIPID BARRIER FUNCTION**

the specification of which

(check one)

is attached hereto.

was filed on April 4, 2000 as United States Application No. or PCT International Application Number \_\_\_\_\_ and was amended on \_\_\_\_\_

(if applicable)

I hereby state that I have reviewed and understand the contents of the above identified specification, including the claims, as amended by any amendment referred to above.

I acknowledge the duty to disclose to the United States Patent and Trademark Office all information known to me to be material to patentability as defined in Title 37, Code of Federal Regulations, Section 1.56.

I hereby claim foreign priority benefits under Title 35, United States Code, Section 119(a)-(d) or Section 365(b) of any foreign application(s) for patent or inventor's certificate, or Section 365(a) of any PCT International application which designated at least one country other than the United States, listed below and have also identified below, by checking the box, any foreign application for patent or inventor's certificate or PCT International application having a filing date before that of the application on which priority is claimed.

Prior Foreign Application(s)			Priority Not Claimed
_____	_____	_____	<input type="checkbox"/>
(Number)	(Country)	(Day/Month/Year Filed)	
_____	_____	_____	<input type="checkbox"/>
(Number)	(Country)	(Day/Month/Year Filed)	
_____	_____	_____	<input type="checkbox"/>
(Number)	(Country)	(Day/Month/Year Filed)	

EL1791059834 S

I hereby claim the benefit under 35 U.S.C. Section 119(e) of any United States provisional application(s) listed below:

_____	_____
(Application Serial No.)	(Filing Date)
_____	_____
(Application Serial No.)	(Filing Date)
_____	_____
(Application Serial No.)	(Filing Date)

I hereby claim the benefit under 35 U. S. C. Section 120 of any United States application(s), or Section 365(c) of any PCT International application designating the United States, listed below and, insofar as the subject matter of each of the claims of this application is not disclosed in the prior United States or PCT International application in the manner provided by the first paragraph of 35 U.S.C. Section 112, I acknowledge the duty to disclose to the United States Patent and Trademark Office all information known to me to be material to patentability as defined in Title 37, C. F. R., Section 1.56 which became available between the filing date of the prior application and the national or PCT International filing date of this application:

_____	_____	_____
(Application Serial No.)	(Filing Date)	(Status)
		(patented, pending, abandoned)
_____	_____	_____
(Application Serial No.)	(Filing Date)	(Status)
		(patented, pending, abandoned)
_____	_____	_____
(Application Serial No.)	(Filing Date)	(Status)
		(patented, pending, abandoned)


I hereby declare that all statements made herein of my own knowledge are true and that all statements made on information and belief are believed to be true; and further that these statements were made with the knowledge that willful false statements and the like so made are punishable by fine or imprisonment, or both, under Section 1001 of Title 18 of the United States Code and that such willful false statements may jeopardize the validity of the application or any patent issued thereon.


POWER OF ATTORNEY: As a named inventor, I hereby appoint the following attorney(s) and/or agent(s) to prosecute this application and transact all business in the Patent and Trademark Office connected therewith. (list name and registration number)

Estelle J. Tsevdos, Ph.D., J.D. — Reg. No. 31,145

Send Correspondence to: Estelle J. Tsevdos, Ph.D., J.D.  
KENYON & KENYON  
One Broadway  
New York, New York 10004

Direct Telephone Calls to: (name and telephone number)  
 Estelle J. Tsevdos, Ph.D., J.D. — Reg. No. 31,145 — Tele. (212) 425-7200

Full name of sole or first inventor <b>Daniel H. Maes</b>	
Sole or first inventor's signature 	Date 4/26/00
Residence 279A Nassau Road, Huntington, New York 11743 NY	
Citizenship France	
Post Office Address SAME AS ABOVE	

Full name of second inventor, if any <b>Jon Anderson</b>	
Second inventor's signature 	Date 4-14-00
Residence 3838 Briarpatch Circle, Galesburg, Michigan 49053 MI	
Citizenship United States	
Post Office Address SAME AS ABOVE	

Full name of third inventor, if any

**Kenneth D. Marenus**

Third inventor's signature

Date

5/1/00

Residence

62 McCulloch Drive, Dix Hills, New York 11746

NY

Citizenship

United States

Post Office Address

SAME AS ABOVE

Full name of fourth inventor, if any

**Thomas Mammone**

Fourth inventor's signature

Date

4/26/00

Residence

4 Spencer Street, Farmingdale, New York 11735

NY

Citizenship

United States

Post Office Address

SAME AS ABOVE

Full name of fifth inventor, if any

**Christina G. Fthenakis**

Fifth inventor's signature

Date

5/1/00

Residence

9 Lucille Lane, Dix Hills, New York 11746

NY

Citizenship

United States

Post Office Address

SAME AS ABOVE

Full name of sixth inventor, if any

Sixth inventor's signature

Date

Residence

Citizenship

Post Office Address

3-0  
4-0  
5-0